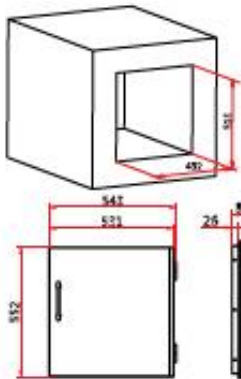


/ GrandFire / Additions - Built-In Series

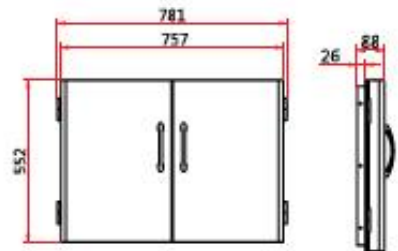
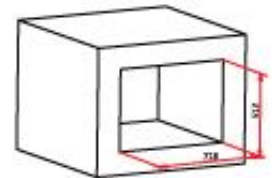


Stainless Steel Single Vertical Door

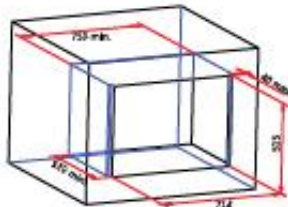
Model: **GFK2101**

Cut out dimensions: 492W x 513H x 530D mm

Stainless Steel Double Doors



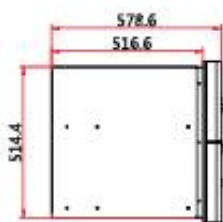
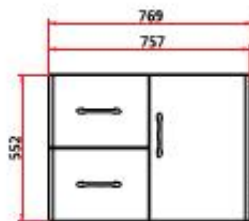
Cut out dimensions: 718W x 513H x 530D mm



Stainless Steel Door / Drawers

Model: **GFK3002**

For added convenience, GrandFire offers Built-in SS Doors & Drawers Combo that fit perfectly under your built-in grills. This combination of a single access door and a dual drawer, adds a space saving design feature to any island.



Cut out dimensions: 718W x 515H x 530D mm